




Aquaculture Tanks

Manufacturer of
Fiberglass Aquaculture Tanks • Water Cisterns
Aquariums • Fish Ponds • Custom Fabrications



DOLPHIN FIBERGLASS PRODUCTS has been manufacturing fiberglass aquaculture tanks, water cisterns, aquariums and fish ponds for more than 20 years. We have more than 300 standard sizes and shapes, and specialize in custom fabrications. We have the personnel, facility and know-how to build what you need in any size, shape or quantity. Please visit our website at [www. aquaculturetanks.com](http://www.aquaculturetanks.com) or call **305-247-1748**.

Dolphin Fiberglass Products manufactures aquaculture tanks in many shapes and sizes. We have molds for most of the more popular sizes. If you cannot find a standard tank to fit your needs we can make a mold and produce tanks to your specifications. We have the personnel, facility, and know how to build what you need in any size, shape or quantity.

The standard interior gel-coat colors are white, sky blue, medium blue or black. Several other color choices are available as an option. Most tanks are painted on the exterior with a light gray latex paint, unless specified otherwise.





We manufacture one piece round tanks up to 8' 6" in diameter. Tanks over 8' 6" diameter are usually produced in two or more sections in order to be road legal, which saves on freight as it does not require a wide load permit. Round tanks are available with a flat or a tapered bottom. Most models over 4' deep require the installation of top jump rings to achieve the added height and require assembly.



We manufacture round tanks in 10' 6", 12' 6", and 15' 6" diameters in two half-moon shaped pieces. These two piece tanks are available in 2', 3', and 4' heights. Tanks deeper than 4' require separate top sections to achieve the added height. All two piece tanks and multi sectional tanks include the necessary hardware (resin, fiberglass tape, stainless steel nuts & bolts, caulking, gel-coat, etc.), and directions for assembly. As an option we can assemble these tanks for you; however this will increase freight cost and require a wide load permit.



We manufacture 5, 22, 30, 45, and 60 degree sloping and cone bottom tanks that can be used for many applications. Tapered bottom tanks are sold with or without supporting legs. Several systems are available; skirts, box legs, and PVC pipe legs. Tanks sold with supporting legs are more expensive than tanks without legs because the bottoms must be made thicker and stronger and cored with high density foam to prevent flexing. Flat bottom and tapered bottom tanks sold without legs must be fully supported on the bottom for proper installation.



Our round multi sectional panel tanks are available in 20' 6", 25' 6" and 30' 6" diameters in many heights up to 8'. The bottom of these tanks can be assembled flat or tapered with the addition of an 8' round 5 degree donut shaped center circle. Also included is a center sump available in a round or pyramid style. All multi sectional tanks include the necessary hardware (resin, fiberglass tape, stainless steel nuts & bolts, caulking, gel-coat, etc.), and directions for assembly.

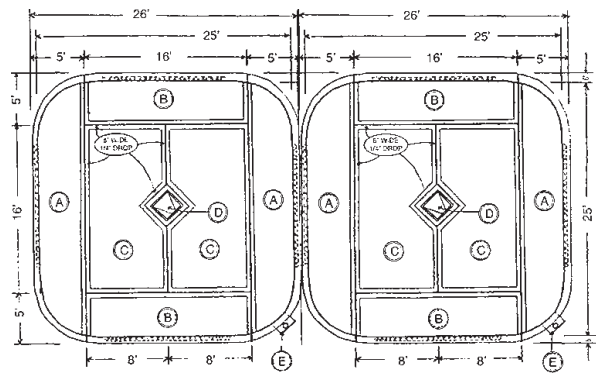


Skimmers are available as an option on all round and rectangular tanks. We have several standard sizes or can custom build to specifications. Price includes materials to install the skimmer onto the side of the tank.



Most models are designed to nestle for shipping to save on freight cost. All tanks are built with high quality non-blistering resin and have a smooth glossy gel-coat interior. Several interior colors are available at no additional cost, and the exterior of the tanks is painted with light gray latex paint, unless specified otherwise.

For drainage purposes, we can add recessed dimples in the tank bottom so that your bulkhead fittings can be installed flush. However, we must know what size fitting, the location, and how many fittings you intend to use before we begin production. There is no additional charge for these dimples.



Maximize water volume in your building. With our new design, it is not necessary to provide access between tanks for assembly. This 22,275 gallon tank has only six large sections plus a center sump. The sides and floors are cast together which reduces assembly time and potential leak problems. The round-cornered, square design allows for circular water flow and self cleaning. The fiberglass tank measures 26' x 26' x 5' (OD) and is free standing and self supporting. As many as five tanks can be nestled together for shipment on a standard flatbed truck to minimize freight costs.



We can install large acrylic windows, up to 10' long x 6' high, on the side flat section of this tank in order to make an aquarium.





We have several molded one piece oval tanks. These tanks are cored on the flat sections of the sides, with foam planks, to prevent bowing. They are free-standing and self-supporting with no cross bracing. We can insulate the sides of any of our tanks with polyurethane foam of various thicknesses, which is helpful in holding water temperatures to a more constant setting, while providing added strength. We can install a center dividing wall in order to for a “D” end race track. Other available options are skimmer boxes and acrylic viewing windows.



We have expandable oval tanks. These tanks are available in widths of 10' 6", 12' 6", and 15' 6" and heights of 2', 3', 4', 5', 6', 7', and 8'. Mid section panels are 8' long and allow for expansion to any desired length in 8' increments. To prevent the sides from bowing the mid sections have foam coring on the sides, and these tanks also require top cross bracing, partial burial, or exterior angle bracing. Call us to discuss your particular application. All sectional oval tanks include the necessary hardware (resin, fiberglass tape, stainless steel nuts & bolts, caulking, gel-coat, etc.), and directions for assembly. Other available options are skimmer boxes, acrylic viewing windows and a dividing wall that can be installed along the centerline of the tank in order to form a “D” end racetrack tank.



We manufacture round, oval, and rectangular roof lids. The round lids have a smooth glossy gel-coat finish on top to shed water quickly and reduce mildew. These roof lids are cored with $\frac{3}{4}$ " thick high-density foam to reduce sagging and they have a 35" x 15" hatch with s/s hinges and a latch. The oval and rectangular lids are custom built. Please call for a quotation.



Water storage cisterns are available in 5' 0", 6' 6", 8' 6", 10' 6", 12' 6", or 15' 6" diameters and are 8' 6" deep, unless specified otherwise. A hatch is installed on the top for easy access in cleaning. The hatch opening is large enough to pass a stepladder through in order to access the interior. If the water is intended for personal use then chemical treatment and filtration are necessary. All water cisterns include materials and instructions for assembly. The cisterns are shipped in two piece or four piece half-moon sections that nestle together to save on freight cost.



We make many models of rectangular flat bottom tanks. Sizes range from 4' to 23' 6" long, in various widths and up to 8' high. These tanks are one piece construction, free-standing, self-supporting, with no cross bracing. We are able to achieve the height by using a wide lip around the top flange and by coring the sides with various thickness of foam. Check with the factory if the inside measurements are critical for your application. Most tanks must be fully supported on the bottom for proper installation. However, if the tanks are intended to be supported by concrete block legs or other methods, then as an option, we can use extra heavy lay-up and core the bottoms for added strength.



Our rectangular water storage cisterns are made by taking two of our standard flat bottom rectangular tanks and installing one upside down on top of the other. We then install our standard 35" long x 15" wide rectangular hatch. The most popular sizes are on our price list. Please call for pricing on all non-listed sizes.



We have several models of rectangular tanks with various bottom configurations. These include, slope to the center, slope to one end, half octagon shaped bottom, arched horseshoe bottom etc. If you cannot find what you need we have the capabilities to customize the bottom to meet your needs.



We specialize in custom fabrication of tanks and aquariums, therefore, if you cannot find what you need, we have the capabilities to custom build any size round, rectangular, or oval tank to your exact measurements. It is important to note that custom tanks are more costly than stock tanks due to the added cost of building a mold before production. If a large number of tanks is needed this cost can be spread over the entire production run. However, if only a few tanks are needed we will be happy to work with you to see if some of our stock sizes might be modified to suit your needs. The photographs above show just some of the many tanks we have built. E-mail or fax your drawings and we will be happy to provide you with a quotation.



Our line includes a 150 gallon glass front aquarium. The unique feature of this tank is the bottom, which tapers to a center sump. This low maintenance, flush through design aquarium prevents the accumulation of anaerobic bacteria in the gravel substrate, thereby, making it easy to maintain optimum water quality. We also make several other models of flat or tapered bottom aquariums. These tanks have a vertical front with a viewing window and have more of an angle to the back in order to remove them from the mold. These aquariums have a glossy smooth gel-coat interior and are available in custom colors.



We have six sizes of large, ½ round grotto aquariums. This grotto shape is ideal for fish display, because it causes the fish to stay in the front center of the tank for better viewing. These tanks are manufactured by using half of our 10' 6", 12' 6" or 15' 6" two piece round molds. We glass on a fiberglass face panel and then install a sheet of acrylic from the inside. These tanks are available in 4' or 6' depth.



We have six sizes of ¾ round grotto aquariums. The front viewing area can be adjusted at the factory to your specific requirements. The ¾ round shape gives better water circulation and is ideal for large fish. These tanks are available in 5', 6' 6", 8' 6", 10' 6", 12' 6", and 15' 6" ¾ round diameters 4' deep with acrylic fronts.



Clear polycarbonate viewing windows are available as an option in all round, oval and rectangular tanks. The more popular size opening on round tanks is 20" x 12"; however, larger sizes are available. Acrylic windows for rectangular tanks are quoted individually. An aquarium safe silicone seal is used to prevent harm to the tank inhabitants. Oval head bolts are used with the oval side to the interior of the tank to minimize injury to the animals.



Our line includes three peanut shaped fish ponds. These ponds are 3' deep and have a smooth glossy gel-coat interior with a choice of several colors. The ponds have an undulating rock like textured flange around the top that can be painted or finished with adhesive and gravel to give a more natural look. These ponds are not free standing; they must be partially buried for proper installation. Extra heavy lay-up with foam coring is available if above ground installation is required.



We also manufacture a large 4,000 gallon fish pond with settling chambers built in. The bottom is sloped toward twin settling chambers so that sediment works its way into the chambers where it can be pumped out. Each chamber comes equipped with strainer lids to prevent the fish from entering. The pond has a smooth glossy gel-coat interior and rock like coping. This pond measures 20' 6" long by 8' 6" wide and is 4 feet deep in the center; dropping to 5 feet deep over the sump lids and has an overall depth of 7' 6" to the bottom of the sumps.



We recommend that all ponds be gravity fed from the bottom of the pond to a pre-filter settling chamber or a combination settling chamber/filter, before the water enters the main filter and pump. This system captures 85% of the solid waste and gives more time between cleaning of the main filter. The sump is easily cleaned with a dedicated trash pump in the bottom of the 60 degree chamber. We also manufacture both stand alone and combination settling chamber/filters.



An advantage of a pre-formed fiberglass fish pond is that most of the plumbing can be installed before the pond is set. We distribute a skimmer with a very large deep basket and a fish barrier screen and bracket. The mesh size can be changed to allow leaves to enter, but keep fish out. We also distribute special scoop return jets with 2" PVC "T" couplers that fit snug to the interior of the pond and give excellent water circulation flow. We can provide you with a complete installation kit that includes an automatic water level float kit, bottom drains, flexible PVC pipe, UV sterilizers, air blowers and water pumps. (See pond options on our price list)



Our stream connector is designed to connect two of our fiberglass ponds to a flexible stream liner. The connector is 2' 6" wide x 6" deep and has a top piece to sandwich the liner between. Price includes installation to the side of your pond in any location provided this does not interfere with shipping.



This simulated rock is extra large and has room enough inside to cover your water pump, air blower and UV sterilizer. This rock has a beach sand finish on the exterior and includes directions to paint the rock to match the natural rocks in your landscape setting. We also manufacture a large fiberglass pump house that has twin doors and twin louvered vents for cross ventilation. The interior has smooth white gel-coat finish and the exterior has a light gray primer paint finish that can be painted any color.



Our combination mechanical/biological filters were designed and developed at Louisiana State University through the National Sea Grant Program. Over five years of research and testing went into this design, proving it to be the best general-purpose filter tested. This open top non-pressurized sand filter is easy to monitor and easy to clean. The flow rate is in an upward direction. Cleaning of the filter is achieved by increasing the upward flow rate, which lifts and stirs the sand, allowing the waste to be washed out.